

MOBILECONNECT

Assistive listening over WiFi for campus-wide audio

SENNHEISER

Existing assistive listening solutions rely on dedicated seating zones and hardware receiver devices.

These barriers prevent true inclusion and can lead to stigmatization of students with hearing impairment because they need to sit in certain places or wear eye-catching hardware devices.

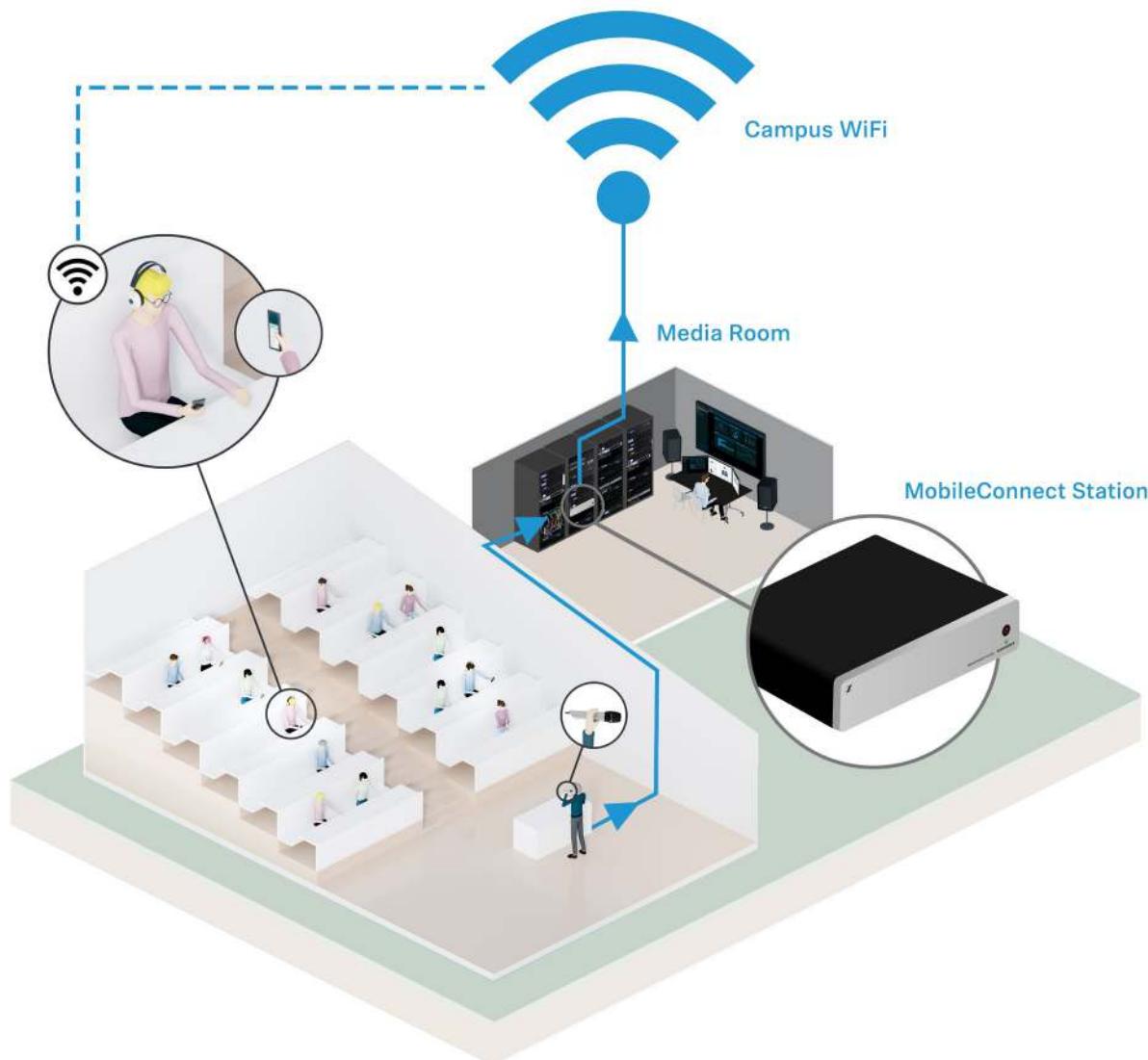


MobileConnect is the solution for true inclusion

It allows the freedom of choosing seats since the speaker's audio can simply be accessed via the MobileConnect App on the user's personal smartphone. This eliminates all uncertainties and ensures compatibility with all personal hearing aids.

Campus-wide audio

The basic concept of MobileConnect is the usage of the existing campus-wide network infrastructure and the Bring Your Own Device (BYOD) concept. The audio is transmitted via the existing WiFi and available to users in the MobileConnect App.



How it works

With MobileConnect, the innovative assistive listening system, lectures are transmitted over WiFi in real-time and in high quality to mobile devices. To access a live stream, students simply download and install the free MobileConnect App (available for iOS and Android) and connect to their university's WiFi.

MobileConnect consists of three components



The MobileConnect App

The MobileConnect App is the application used to receive audio streams on the user's mobile device.



The MobileConnect Station

The 1/2 (half) 19-inch MobileConnect Station handles the audio. It can be installed anywhere in the network, whether it be a lecture hall, a central server, or a media room. Power over Ethernet minimizes the installation effort and makes the device predestined for use in a server rack. It features two XLR inputs and outputs, as well as Dante™ inputs.

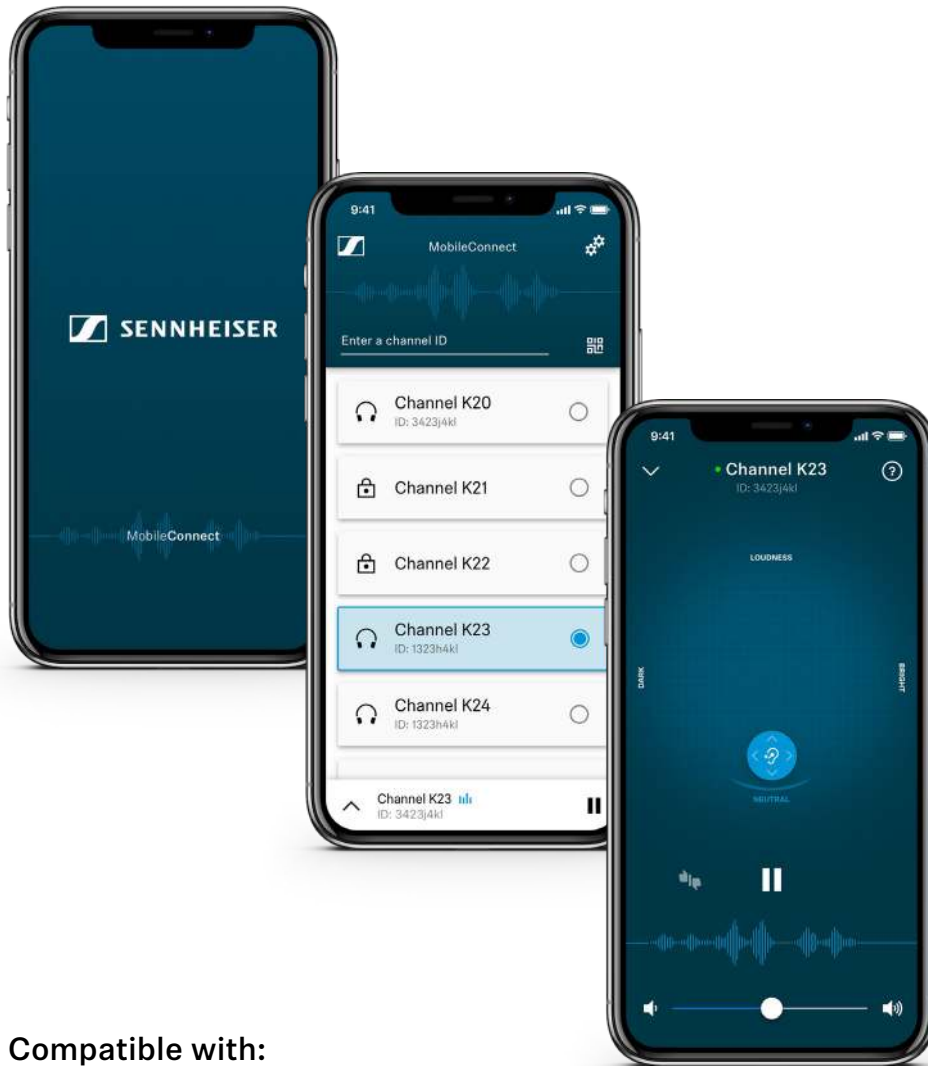


The MobileConnect Manager

The MobileConnect Manager is the backend of the system. It is installed on an on-premise server hardware. It offers a single point of administration for all MobileConnect Stations. All stations in the network will discover the manager and register automatically. The settings include channel configurations, audio inputs as well as the generation of QR codes.

MobileConnect App

The Mobile Connect app allows easy access to audio streams. Users simply choose the corresponding stream from the list or scan a QR code displayed in the room.



Compatible with:



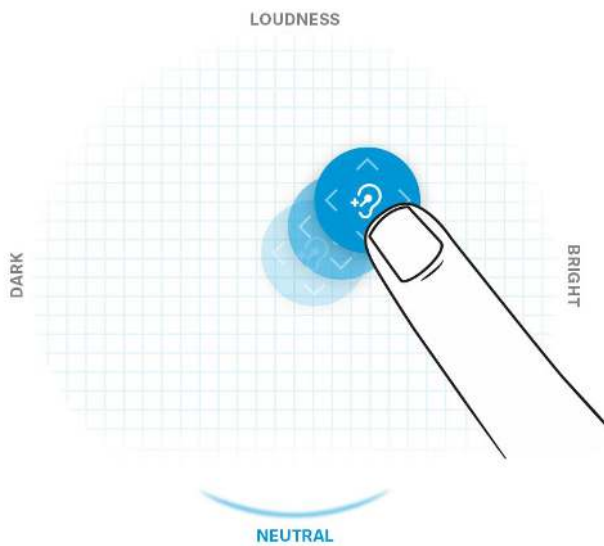
Headphones



Hearing Aids




Cochlear Implants



Personal Hearing Assistant

The Personal Hearing Assistant allows users to adjust the audio signal according to individual hearing needs and enhances speech intelligibility and sound quality. The intuitive touchscreen control offers easily accessible assistive listening for the hearing impaired.



Bring Your Own Device

With the BYOD approach, users receive the audio on their personal device. The usage of a familiar device guarantees highest compatibility and convenience. No dedicated seating area or additional hardware is necessary.



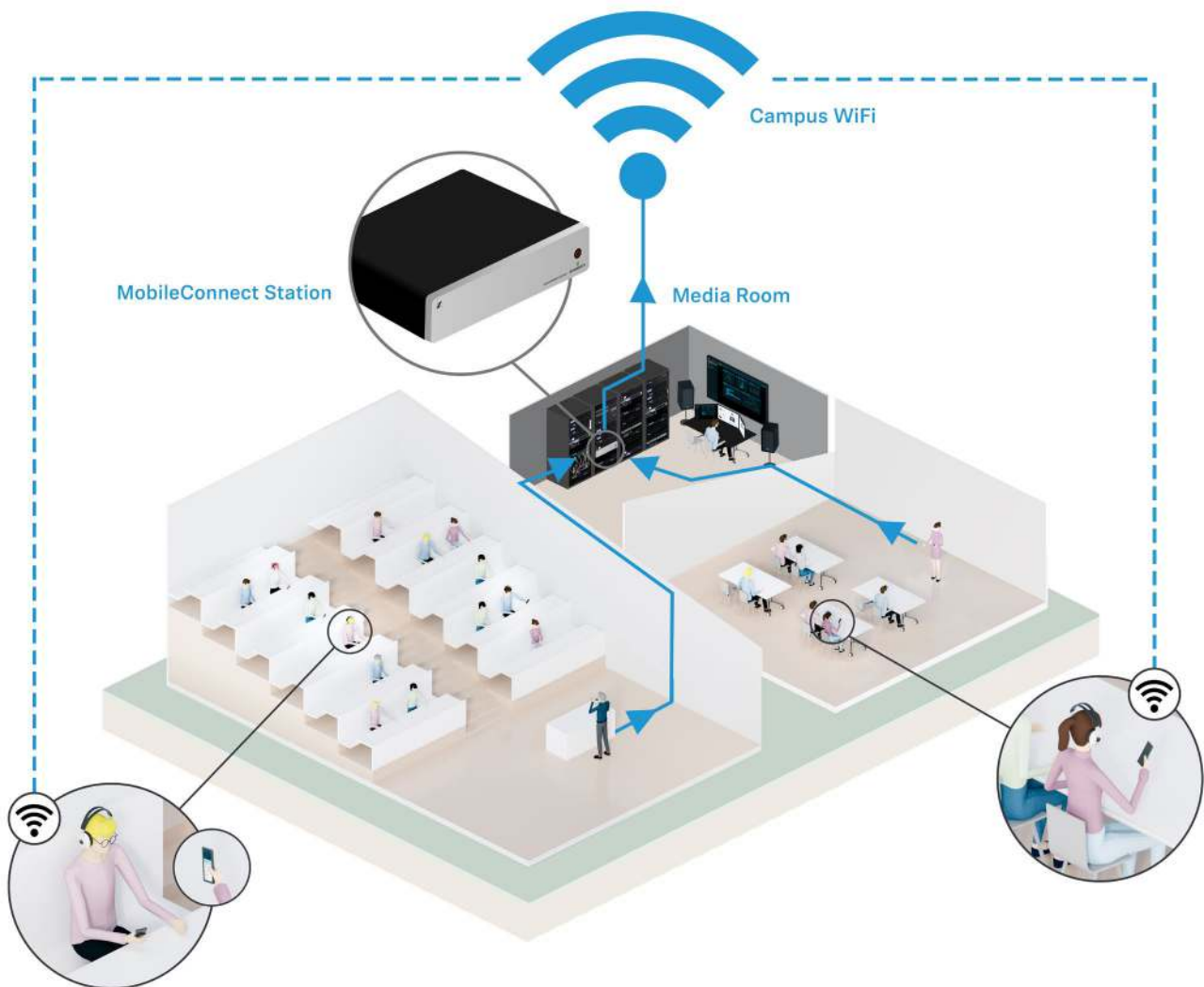
Fast setup, easy operation, low TCO

MobileConnect is integrated into the network and uses the existing infrastructure. No construction measures are necessary. Using the user's personal smartphone as receiver hardware, the maintenance and service effort are kept to a minimum.

MobileConnect is a convenient and easy-to-use system equipped with comprehensive IT features to give system administrators the tools needed to fully integrate it securely into their campus-wide network.

Highest reliability

The big advantage of MobileConnect is the combination of hardware and software. The MobileConnect Manager allows central control and administration of a large number of MobileConnect Stations in the network. The administration access can be separated from the public network used for the stream.



Low Latency

The real-time audio streaming server enables extreme low-latency transmission of audio content to mobile devices. Low latency is indispensable for assistive listening.

Best Audio Quality

MobileConnect provides real-time audio streaming using the Bring Your Own Device (BYOD) concept to provide high definition sound and perfect speech intelligibility.

Unicast Transmission Technology

With MobileConnect, transmission of audio content over WiFi to all smartphones (iOS & Android) is possible.

Success Stories



Royal Society of Medicine (RSM), London

Challenge

Need for a high quality assistive listening system in a 300-seater auditorium – with an easy-to-install setup that doesn't tamper with the existing infrastructure of the auditorium.

Solution

Sennheiser MobileConnect was the recommended system. It is a completely flexible, easy-to-install system for assistive listening over WiFi. It works on the Bring Your Own Device (BYOD) concept and can be integrated in the existing wireless infrastructure.

Customer quote

“Being the RSM, we want to be more than just compliant with the Equality Act 2010, we want to show that we're going the extra mile. By allowing delegates to use their own device, there is an immediate level of comfort for them that other systems can't provide.”

Kevin McLoughlin,
AV Manager RSM



Christian-Albrechts-University, Kiel

Challenge

The AV responsables of the University of Kiel went looking for a system to transmit audio signals from one lecture theatre to another. Another aim was to use the new system to remove barriers for students and guests with a hearing disability.

Solution

The University of Kiel opted for Sennheiser's MobileConnect system. It is easy to integrate into the existing WiFi and comes with an app that students can use on their own mobile device to receive the audio signal via headphones, their hearing aids or cochlear implants.

Customer quote

“We were all amazed by the app. It is completely intuitive in its use and allows everyone to adapt the sound to their personal needs.”

Stefan Paeth,
Specialist for event technology

Specifications

Specification

Product properties

Dimensions W x D x H	approx. 212 x 168 x 43 mm (8,4 x 6,6 x 1,7 ")
Weight	approx. 970 g
Audio inputs	2x 3-pin sockets (suitable for XLR-3-F)
	2x Dante™ Digital Audio Network sockets (RJ-45)
	2x 3-pin sockets (suitable for XLR-3-M)
Network / Control	1x RJ-45 Control/PoE/Streaming
	1x RJ-45 Control
Supply voltage	PoE IEEE 802.3af Class 3
Power consumption	Max. 9,74 W

XLR connectors

Frequency response	40 Hz - 20 kHz
Signal to noise ratio S/N	101 dB (A)
Total harmonic distortion THD + N	- 82 dB (A)

Audio inputs

Input impedance	10 k
Max. input level	without gain: 18 dBu
	with gain: 3 dBu

Audio outputs

Max. output level	4 dBu 600
	8 dBu 200 k

Ambient conditions

Temperature range	Operation:	0 °C to +40 °C
		32 °F to 104 °F
	Storage:	-10 °C to +60 °C
		14 °F to 140 °F
Relative air humidity	20 - 90 %, non condensing	

Network integration

Network Integration

