



Delivering the premium picture quality of Crystal LED and improved installation flexibility, our super-sized video walls are designed to excel in corporate, retail, and virtual production environments.

## Premium super-size images, even in bright environments

### B-series /BH-series

From corporate entrances, lobbies and showrooms to virtual production sets\*, our B/BH-series delivers impressively big, bright images bursting with rich vibrant color, even in brightly-lit spaces.

\* B-series only

Harnessing Sony's highly efficient LED driver technology, the B/BH-series fills any space with an extraordinary 1,800\* cd/m<sup>2</sup> of brightness – more than double that of other high-end LED displays. It's complemented by an anti-reflection coating on each display panel that prevents ambient light bounce-back under harsh illumination or sunlight. It all adds up to a phenomenal viewing experience that your audience won't forget.

\* ZRD-B12A only



## Create immersive digital backdrops for virtual production



### B-series

The B-series is a compelling choice for virtual production. The clarity, brightness and accurate color of Crystal LED lets filmmakers create lifelike digital backdrops, dramatically simplifying the creation of complex multi-element shots in-camera without the need for live actors to perform in front of green screens.

# Immersive visual experiences with more depth and color



## C-series /CH-series

Two secrets of creating truly immersive images are bright, vibrant colors and deep black levels that bring more contrast, depth and texture to faces and other on-screen objects.

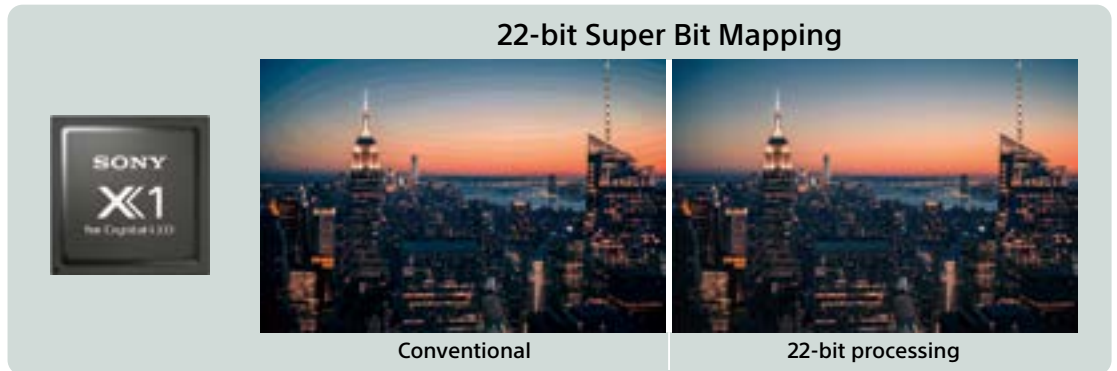
The C/CH-series use Sony's Deep Black Coating. This unique surface treatment technology enables our Crystal LED displays to achieve outstanding black levels – superior to other high-end LED video walls. Coupled with the display's extra-wide color gamut, audiences will love being pulled into richly immersive images.

## Accurate, natural, smoothly graduated colors

True-to-life, smoothly graduated colors are a must-have for critical viewing applications like movie/TV content production as well as automotive design, product development, and retail.

The B/C-series and BH/CH-series reproduce color gradations with immense accuracy, using 22-bit Super Bit Mapping – Sony's unique color mapping process enabled by the power-packed X1™ for Crystal LED picture processor.

You'll see the difference with smooth, natural color transitions and faithful reproduction of subtle tones in dark scenes – something conventional LED displays struggle to achieve.

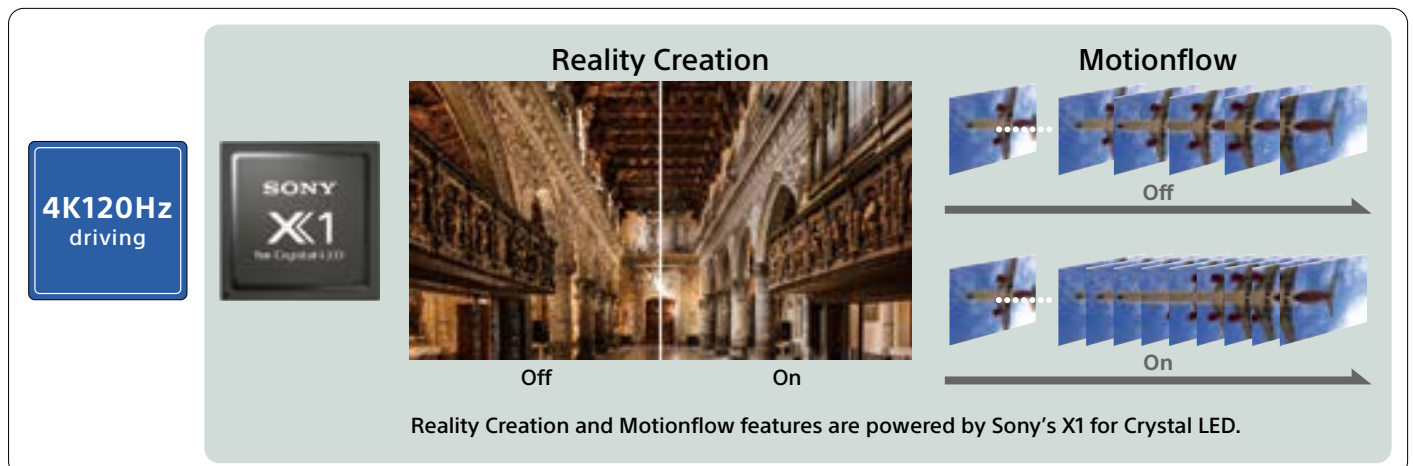


## Amazing images with any content

Lower-resolution content – like archive footage or video captured with network cameras – doesn't often look its best when it's displayed on a large LED screen. Images can look grainy and pixelated, while fast movements can be blurry and uncomfortable to watch on a big display.

The B/C-series and BH/CH-series harness advanced 4K 120Hz driver technology, together with real-time image enhancement features powered by Sony's X1 for Crystal LED picture processor. Every video frame is individually analyzed and optimized to ensure content looks crisp and super-smooth, even if it wasn't originally shot for large-scale display.

\* Reality Creation and Motionflow™ features may not operate when total Crystal LED display resolution is over 4K and multiple display controllers are used.



Reality Creation and Motionflow features are powered by Sony's X1 for Crystal LED.

# Uniform images with wide viewing angle and natural color

Reliably producing seamless, extra large images with a wide viewing angle and minimal color shifting are big challenges with any LED display technology. Our B/C-series and BH/CH-series deliver a spectacularly immersive, totally seamless visual experience with an extra-wide viewing angle and no unnatural color shifts.

## Uniform color at all angles

Super fine LED and Sony's unique coating technology reduce color shifting when the display is viewed from any angle.

## Consistently precise color

Color adjustment\* can be simplified with our auto adjustment tool using a Sony Alpha camera.

\* Color adjustment available via future firmware update.



## Seamless images\*

Modules are factory preassembled and calibrated to ensure quick, precise installation.

\* BH/CH-series only

# More creative installation options

The modular display gives system integrators exceptional installation freedom. The LED panels are easy to install without needing special skills or costly jigs and other complex equipment.



## Freely scalable

The modular system makes it easy to create custom large-scale display solutions to fit any space.

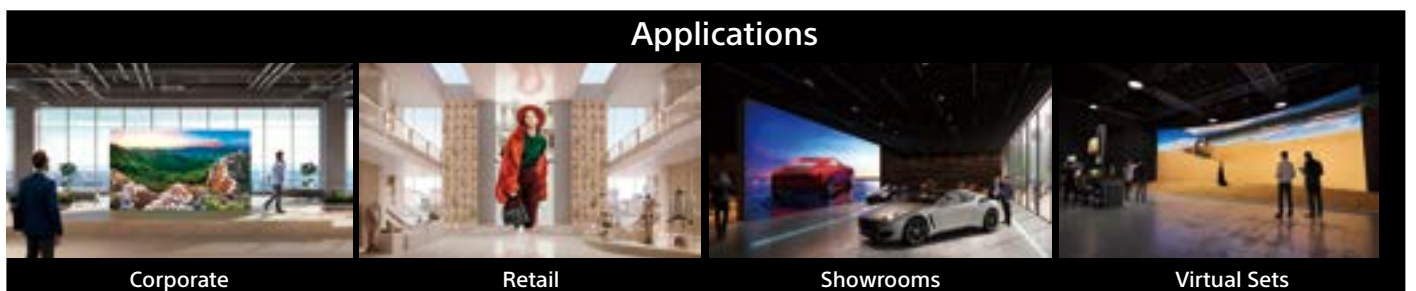
## Flexible installation

Slim, space-saving panels broaden installation options including wall mounted – or even curved.

## Free rear space

Installation doesn't require access space behind the cabinets, freeing up more room space.

## Applications




Corporate

Retail

Showrooms

Virtual Sets

## Display Cabinet



## Specifications Display Cabinet

Specification	B/C-series				BH/CH-series			
	ZRD-B12A	ZRD-B15A	ZRD-C12A	ZRD-C15A	ZRD-BH12D	ZRD-BH15D	ZRD-CH12D	ZRD-CH15D
Surface	Anti-reflection coating		Deep black coating		Anti-reflection coating		Deep black coating	
Pixel Pitch	1.26 mm	1.58 mm	1.26 mm	1.58 mm	1.27 mm	1.59 mm	1.27 mm	1.59 mm
Resolution (W x H)	480 x 270	384 x 216	480 x 270	384 x 216	480 x 270	384 x 216	480 x 270	384 x 216
Brightness (Max.)	1,800 cd/m <sup>2</sup>		800 cd/m <sup>2</sup>	750 cd/m <sup>2</sup>	1,700 cd/m <sup>2</sup>		1,300 cd/m <sup>2</sup>	
Contrast Ratio (0 lx)	More than 1,000,000 : 1				More than 1,000,000 : 1			
Viewing Angle (H/V)	170° / 170°		160° / 160°		170° / 170°		160° / 160°	
Color Gamut (BT2020, Δu'v' coverage)	Approx. 83 %				Approx. 85 % (TBD)			
Color Gamut (DCI-P3, Δu'v' coverage)	Approx. 97 % (ZRD-B12A/C12A : DCI acceptable)				Approx. 96 % (TBD) (ZRD-BH12D/CH12D : DCI acceptable)			
Color Gamut (sRGB, Δu'v' area)	Approx. 143 %				Approx. 146 % (TBD)			
Bit Depth	22 bit Internal Processing				22 bit Internal Processing			
Frame Rate	Up to 120 fps				Up to 120 fps			
Signal Interface	1 in 1 out (2 x RJ45)				1 in 1 out (2 x RJ45)			
Operating Temperature / Operating Humidity	0 °C to 40 °C / 20 % to 80 % (no condensation)				0 °C to 45 °C / 20 % to 80 % (no condensation)			
Storage Temperature / Storage Humidity	- 20 °C to 60 °C / 20 % to 80 % (no condensation)				- 20 °C to 60 °C / 20 % to 80 % (no condensation)			
Power Requirements	AC 100 - 240 V, 50 / 60 Hz				AC 100 - 240 V, 50 / 60 Hz			
Power Consumption (Max.)	Max brightness	157 W (Per-sqm: 755 W)	150 W (Per-sqm: 721 W)	157 W (Per-sqm: 755 W)	150 W (Per-sqm: 721 W)	120 W (Per-sqm: 574 W) (TBD)		
	800 cd/m <sup>2</sup>	90 W (Per-sqm: 433 W)		157 W (Per-sqm: 755 W)		70 W (Per-sqm: 334 W) (TBD)	84 W (Per-sqm: 408 W) (TBD)	
Power Consumption (Ave.)	64 W (Per-sqm: 308 W)	58 W (Per-sqm: 279 W)	64 W (Per-sqm: 308 W)	58 W (Per-sqm: 279 W)	55 W (Per-sqm: 263W) (TBD)			
Dimensions (W x H x D)	608 x 342 x 76 mm (23 15/16 x 13 15/32 x 2 63/64 in)				610 x 343 x 69 mm (24 1/8 x 13 5/8 x 2 3/4 in)			
Mass	Approx. 9.5 kg (20 lb 15.10 oz) (Per-sqm: Approx. 45.7 kg)				Approx. 8.6 kg (18 lb 15.36 oz) (Per-sqm: Approx. 41.1 kg)			
Application	Indoor				Indoor			

\*Please refer to the installation manual for installation.

## Display Controller



## Display Controller

Specification	ZRCT-300
Maximum Control Number of Display Cabinet	ZRD-B12A/C12A/BH12D/CH12D : 64 ZRD-B15A/C15A/BH15D/CH15D: 100
Maximum Input Resolution (W x H)	3,840 x 2,160
Maximum Input Frame Rate	120 fps
Multiple Controller Link	Yes
Maximum Linkage Number of Controller	20
Video Input	HDMI x 2, DisplayPort (DP1.2) x 2
Cabinet Output	RJ45 x 12
Control	RJ45 (ethernet) x 1, USB x 1
Fan Noise	27 dBA - 32 dBA (27 dBA@25 °C, 32 dBA@ 35 °C)
Operating Temperature / Operating Humidity	0 °C to 40 °C / 20 % to 80 % (no condensation)
Storage Temperature / Storage Humidity	- 20 °C to 60 °C / 20 % to 80 % (no condensation)
Power Requirements	AC 100 - 240 V, 50 / 60 Hz
Power Consumption (Max.)	100 W
Dimensions (W x H x D)	440 x 65 x 349 mm (17 3/8 x 2 5/8 x 13 3/4 in) *1.5 U 19-inch rack
Mass	Approx. 6.4 kg (14 lb 1.75 oz)

\* This equipment is compliant with class A.  
Operation of this equipment in a residential area could cause harmful interference in which case the user may be required to take adequate measures.

## Input Signal HDMI

Resolution	Input frame rate*1	Input bit depth	Input color sampling
3840 x 2160	60P/50P	8 bit	RGB 4:4:4**/YCbCr 4:4:4**/YCbCr 4:2:0
		10 bit	YCbCr 4:2:2**
	30P/25P/24P	12 bit	YCbCr 4:2:2**
		12/10 bit	RGB 4:4:4**/YCbCr 4:4:4**
1920 x 1080	60P/50P/30P/25P/24P	12/10/8 bit	RGB 4:4:4/YCbCr 4:4:4/YCbCr 4:2:2*3
1280 x 720	60P/50P		
1024 x 768			
800 x 600	60P		
720 x 480			
720 x 576	50P		
640 x 480	60P		

\*1: 1,000/1,001 frame rate is also supported for 60p/30p/24p.

\*2: Strongly recommend using premium high speed HDMI cables.

\*3: 12bit only

## DisplayPort : Single Input

Resolution	Input frame rate*1	Color bit depth	Input color sampling
3840 x 2160**2	60P/50P/30P/25P/24P	8/10 bit	RGB 4:4:4
1920 x 2160	120P**2/100P**2/60P/30P/25P/24P		
1920 x 1080	120P/100P/60P/50P/30P		

## DisplayPort : Dual Input

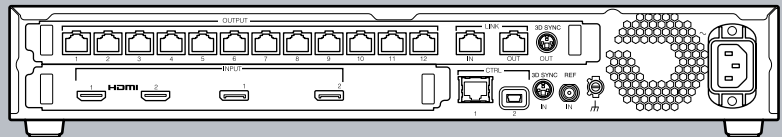
Resolution	Input frame rate*1	Color bit depth	Input color sampling
3840 x 2160*3	120P/100P	8/10 bit	RGB 4:4:4

\*1: 1,000/1,001 frame rate is also supported.

\*2: Only multi-stream is supported.

\*3: Supported by two input signals of 1920 x 2160, 120P.

## Display Controller Connector Panels



©2023 Sony Corporation. All rights reserved. Reproduction in whole or in part without written permission is prohibited. Features and specifications are subject to change without notice. Screen images are simulated. The values for mass and dimension are approximate. "SONY" is a registered trademark of Sony Group Corporation. All other trademarks are property of their respective owners. Please visit [pro.sony/crystal-led](http://pro.sony/crystal-led) or contact your Sony representative for specific models available in your region.