

How does ClickShare bring flexibility to fixed conference rooms?

Video conferencing and content sharing become wireless and simple when you add a ClickShare CX-50 2nd gen to a meeting room with a standardized in-room system, such as a Microsoft Teams Rooms or Zoom Rooms.

With ClickShare, you enjoy the flexibility of using your fixed conference room:

- in the **default mode** of the fixed room setup. You start the videocall with the installed video conferencing platform

OR

- in **Bring Your Own Meeting (BYOM) mode** using ClickShare for a wireless experience. Users can start a video meeting with the video conferencing platform they prefer from their own laptop. This is where the **automatic switching feature** makes the magic happen.

Automatic switching



Default mode




BYOM mode



ClickShare

How does automatic switching work?



Your default mode is always your installed room setup



Plug the ClickShare Button or connect with the App



Start the video conference using your video conferencing platform of choice from your laptop

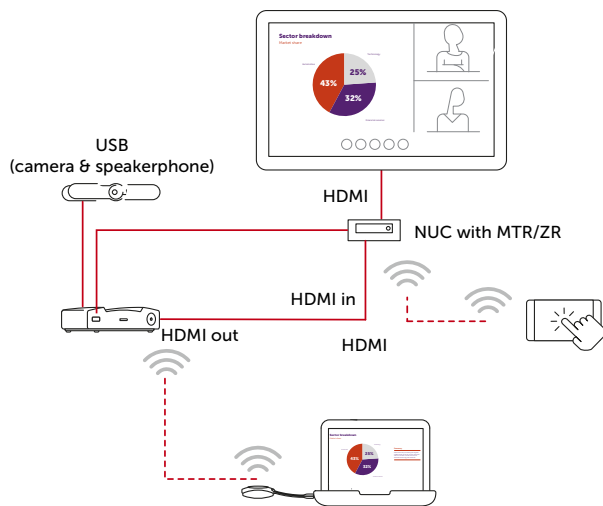


ClickShare takes control of the in-room equipment such as camera, microphone(s), speakers, and the entire ecosystem automatically switches to BYOM mode

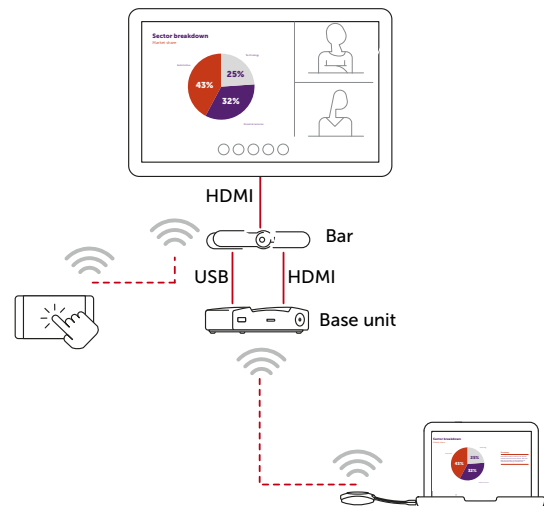


End your video conference and all devices will automatically switch back to the default mode

Automatic switching with ClickShare in a modular meeting room setup



Automatic switching with ClickShare in an android meeting room setup



Read more about enabling flexible meeting rooms with automatic switching